


HiB

MAKING
BATHROOMS
BEAUTIFUL

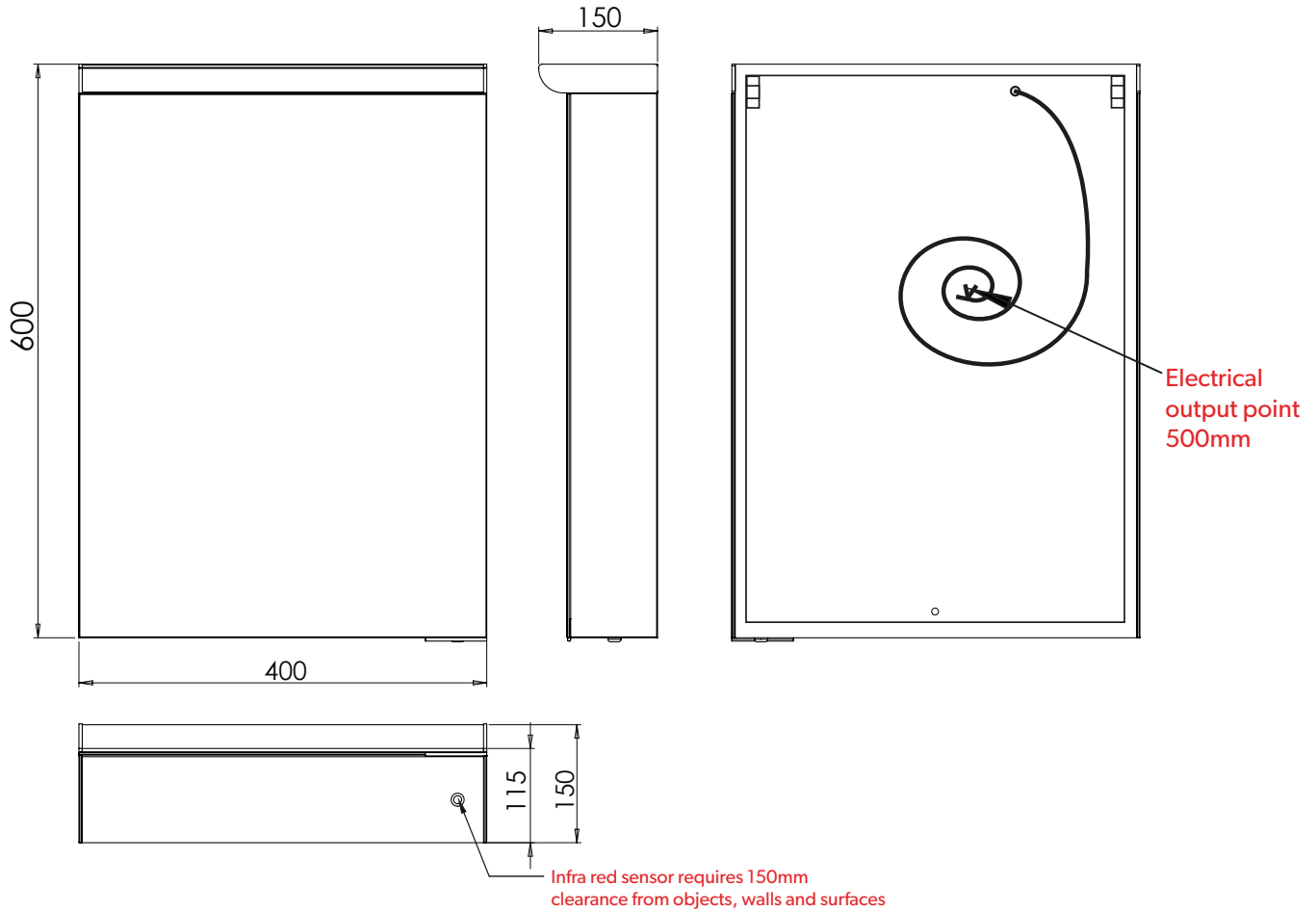
**Technical Drawing &
FAQ Data Sheets**



Flux

HiB recommend you receive the product before commencing with installation as all sizes and measurements are approximate.
HiB try and ensure all measurements are as accurate as possible.
In the interest of continuous product development, HiB reserves the right to alter specification as necessary. E & OE.

Flux
Art no. 4460




Electrical Safety Information

HiB recommends that all electrical bathroom products should only be fitted by a suitably qualified, Part P registered electrician in accordance with current IEE regulations.

Ensure mains power supply is switched off before starting installation.

Before drilling, ensure there are no hidden cables or pipes in the wall.

		Version No. 30.03.17
	Product	Flux
	Art. No.	Flux: 44600
	Product Description	Single cabinet with LED top illumination, soft close, internal charging socket, adjustable shelves and mirrored sides.

Question	Answer
Nett weight (kg)	Flux: 9.3kg
Light Source	LED
Light Source Average Lifespan	50,000hrs
Total Rated Wattage (W)	Flux: 4.8W
Lumens (Lm)	Flux: 360Lm
Kelvins (k)	6400k
Is the cabinet dimmable?	No
Energy Rating	A
What orientation can the cabinet be hung in?	Flux landscape hanging only
Is the heated pad only on when the cabinet is illuminated?	Flux does not contain heated pads
Does the cabinet require an earth connection?	Yes
Can I bypass the sensor so the cabinet comes on with the main room	Yes
Is it cool white or warm white illumination?	Cool white only
How long is the warranty?	5 years from date of purchase on silvering coating on mirror only 2 years from date of purchase on electrical components in the mirror
How many shelves are in the cabinet? Are they adjustable?	Flux has 2 adjustable glass shelves

Electrical Safety Information

HiB recommends that all electrical bathroom products should only be fitted by a suitably qualified, Part P registered electrician in accordance with current IEE regulations.

Ensure mains power supply is switched off before starting installation.

Before drilling, ensure there are no hidden cables or pipes in the wall.

HiB recommend you receive the product before commencing with installation as all sizes and measurements are approximate.

HiB try and ensure all measurements are as accurate as possible.

In the interest of continuous product development, HiB reserves the right to alter specification as necessary. E & OE.

T: +44 (0)20 8441 0352 F: +44 (0)208441 0219 E: sales@hib.co.uk W: hib.co.uk

HiB Ltd. Building 3, North London Business Park, Oakleigh Road South, New Southgate, London. N11 1GN